



UNRWA
الأونروا

IN FIGURES

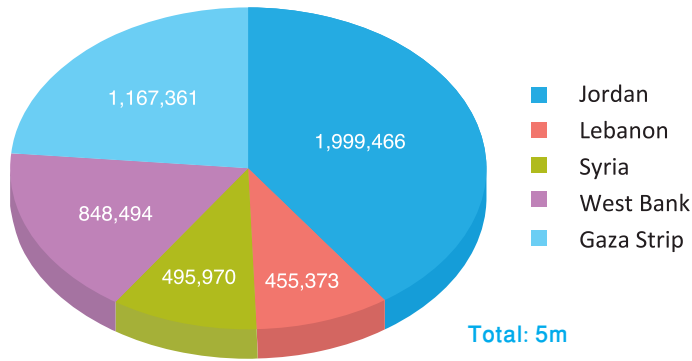
AS OF 30 December 2010

| ALL REFERENCES ARE TO AGENCY INSTALLATIONS | JORDAN | LEBANON | SYRIA | WEST BANK | GAZA STRIP | TOTAL/AVE |
|--|---|-----------|------------|------------|-------------|-------------|
| GENERAL | | | | | | |
| REGISTERED REFUGEES (RR) | 1,999,466 | 455,373 | 495,970 | 848,494 | 1,167,361 | 4,966,664 |
| INCREASE IN RRs OVER PREVIOUS YEAR (%) | 0.8 | 6.9 | 5.1 | 8.9 | 5.5 | 4.2 |
| RR AS % OF TOTAL RRs | 40.0 | 9.0 | 10.0 | 17.0 | 24.0 | 100 |
| EXISTING CAMPS | 10 | 12 | 9 | 19 | 8 | 58 |
| RR IN CAMPS (RRCs) | 350,899 | 227,718 | 149,822 | 206,123 | 518,147 | 1,452,709 |
| RRCs AS % OF RRs | 17.7 | 53.5 | 31.7 | 26.5 | 46.8 | 30.5 |
| EDUCATION - 2010/2011 ACADEMIC YEAR | | | | | | |
| SCHOOLS (ELEM, PREP + 6 SECONDARY IN LEBANON) | 172 | 74 | 118 | 98 | 238 | 700 |
| EDUCATIONAL STAFF | 5,538 | 2,023 | 2,706 | 3,264 | 9,301 | 22,904 |
| PUPIL ENROLMENT | 119,678 | 30,896 | 66,400 | 53,954 | 211,867 | 482,795 |
| FEMALE PUPILS (%) | 48.9 | 55.4 | 49.0 | 58.1 | 47.9 | 49.9 |
| COST PER ELEMENTARY PUPIL (US\$) | 561.2 | 1,005.6 | 376.7 | 801.5 | 660.5 | 681.1 |
| COST PER PREPARATORY PUPIL (US\$) | 567.8 | 1,685.1 | 516.2 | 867.5 | 916.6 | 910.6 |
| VOCATIONAL & TECHNICAL TRAINING CENTRES (V TTC) | 2 | 2 | 1 | 3 | 2 | 10 |
| V TTC TRAINING PLACES | 1,572 | 1,137 | 1,090 | 800 | 1,610 | 6,209 |
| EDUCATIONAL SCIENCES FACULTIES (4 years course ⁽¹⁾) | 1 | | | 2 | | 3 |
| PRE-SERVICE PLACES | 1,100 | | | 600 | | 1,700 |
| NUMBER OF IN-SERVICE TEACHERS IN TRAINING | 322 | 93 | 95 | - | 905 | 1,415 |
| HEALTH | | | | | | |
| PRIMARY HEALTH CARE FACILITIES (PHCF) | 24 | 29 | 23 | 41 | 20 | 137 |
| HEALTH STAFF (excluding environmental health) ⁽²⁾ | 717 | 324 | 394 | 797 | 867 | 3,111 |
| HEALTH STAFF (including environmental health) | 1,043 | 325 | 394 | 1,011 | 867 | 3,654 |
| PHCFs WITH DENTAL SERVICES (incl. 10 mobile units) | 33 | 21 | 19 | 23 | 22 | 118 |
| PHCFs WITH DENTAL SERVICES (excluding mobile units) | 29 | 19 | 18 | 23 | 19 | 108 |
| PHCFs OFFERING MCH ⁽³⁾ AND FAMILY PLANNING | 24 | 29 | 23 | 40 | 20 | 136 |
| PHCFs OFFERING DIABETES/HYPERTENSION CARE | 24 | 29 | 23 | 41 | 18 | 135 |
| PHCFs OFFERING LABORATORY SERVICES | 24 | 17 | 21 | 40 | 18 | 120 |
| ANNUAL PATIENT VISITS (1 JAN. TO 30 DEC 2010) | 2,611,607 | 1,139,241 | 1,092,933 | 1,694,115 | 4,587,461 | 11,125,357 |
| CS(5) CONNECTED TO WATER NETWORKS (%) | 99.4 | 100.0 | 100.0 | 100.0 | 100.0 | 99.8 |
| CS CONNECTED TO SEWERAGE NETWORKS (%) | 93.0 | 91.7 | 96.1 | 62.5 | 93.4 | 87.0 |
| RELIEF & SOCIAL SERVICES | | | | | | |
| SPECIAL HARDSHIP CASES (SHCs) | 55,466 | 54,267 | 37,224 | 36,867 | 104,581 | 288,405 |
| SHCs AS % OF RR | 2.8 | 11.9 | 7.5 | 4.3 | 9.0 | 5.8 |
| WOMEN'S PROGRAMME CENTRES | 12 | 9 | 15 | 16 | 10 | 62 |
| COMMUNITY REHABILITATION CENTRES | 8 | 1 | 6 | 15 | 6 | 36 |
| COMMUNITY DEVELOPMENT CENTRES | 3 | 1 | 2 | 0 | 0 | 6 |
| COMMUNITY MANAGED FUND SCHEMES | 13 | 5 | 11 | 7 | 0 | 36 |
| RELIEF AND SOCIAL SERVICES STAFF | 110 | 115 | 98 | 166 | 201 | 707 |
| MICROFINANCE & MICROENTERPRISE (Gaza & West Bank) | | | | | | |
| | [TOTALS SINCE PROGRAMME INCEPTION IN 1991/92 in Gaza, 1996 in West Bank, 2003 Syria and Jordan] | | | | | |
| NUMBER OF LOANS AWARDED | 28,418 | | 43,323 | 58,913 | 94,914 | 225,568 |
| VALUE OF LOANS AWARDED (US\$) (cumulative) | 39,384,180 | | 30,062,274 | 83,521,234 | 103,891,695 | 256,859,383 |
| PROJECTS | | | | | | |
| NO. OF PROJECTS FUNDED (in 2011) ⁽⁴⁾ | 12 | 23 | 20 | 19 | 33 | 121 |
| PLEDGES & CONTRIBUTIONS (MILLIONS OF US\$) | 1.7 | 12.5 | 15.6 | 5.9 | 38.2 | 77.0 |

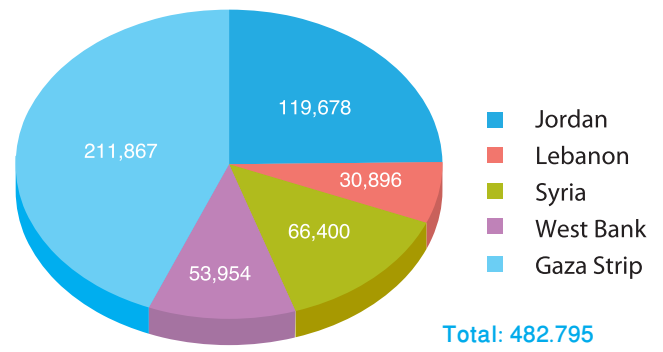
(1) 2- year pre-service teacher training at Sibilin Training Centre, Lebanon
(3) MCH = Mother-and-child health

(2) In addition, 72 educational staff, 14 health staff and 17 relief and social services staff are based at HQ Amman.
(4) In addition, 6 and 8 projects are run from HQ Amman and HQ Gaza respectively, with contributions of US\$1.6m and US\$1.5m..

Registered refugees

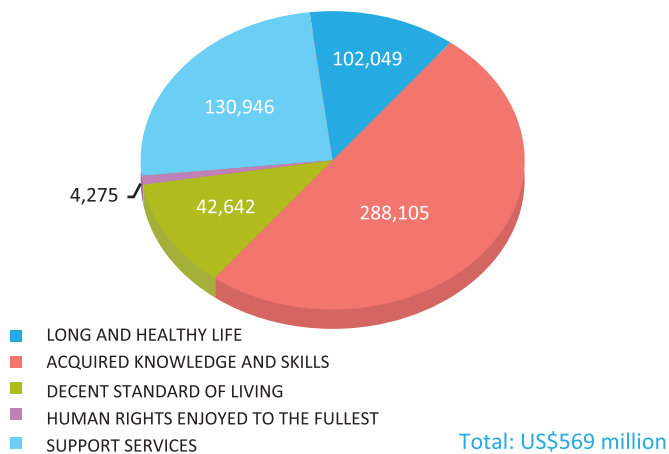


Pupil enrolment

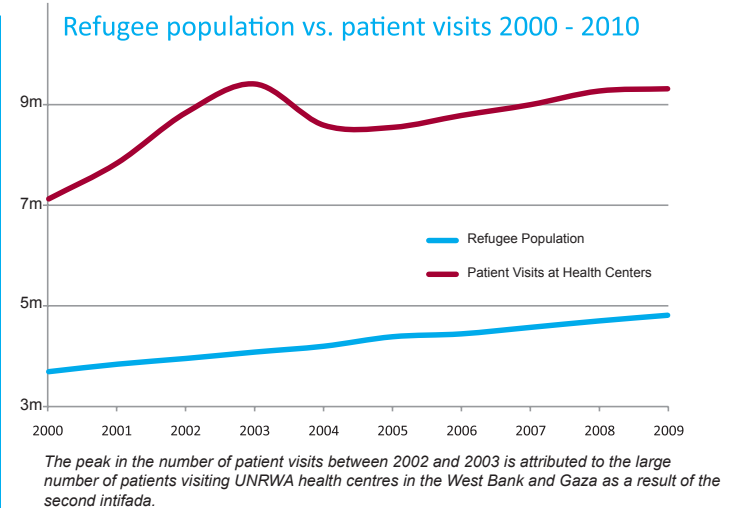


| HUMAN DEVELOPMENT BUDGET | JORDAN | LEBANON | SYRIA | WEST BANK | GAZA STRIP | TOTAL/ AVE. |
|--|------------|-----------|-----------|------------|------------|-------------|
| (CASH AND IN-KIND - THOUSANDS OF US\$) | | | | | | |
| LONG AND HEALTHY LIVES | 31 | 19 | 9 | 19 | 23 | 102 |
| ACQUIRED KNOWLEDGE AND SKILLS | 124 | 31 | 26 | 64 | 41 | 288 |
| DECENT STANDARD OF LIVING | 12 | 7 | 3 | 7 | 12 | 43 |
| HUMAN RIGHTS ENJOYED TO THE FULLEST | 1 | 0 | 0 | 1 | 1 | 4 |
| SUPPORT SERVICES+STAFF | 25 | 10 | 5 | 11 | 15 | 131 |
| TOTAL GENERAL FUND BUDGET | 192 | 68 | 43 | 102 | 91 | 568 |
| STAFF POSTS | | | | | | |
| AREA POSTS | 7,138 | 3,287 | 3,806 | 4,968 | 11,855 | 31,541 |
| INTERNATIONAL POSTS ⁽⁶⁾ | 7 | 7 | 7 | 12 | 10 | 126 |

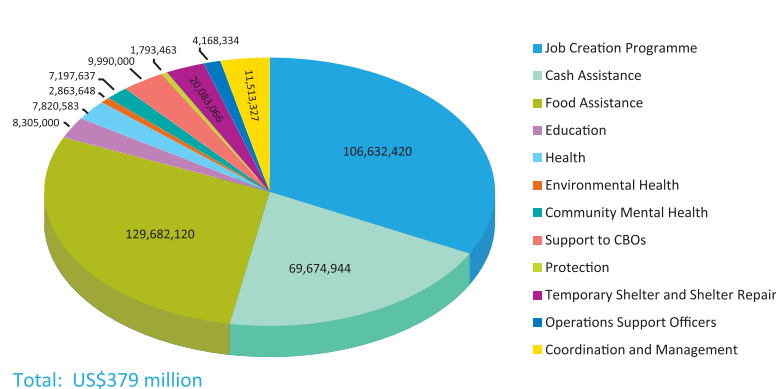
Human development budget 2011



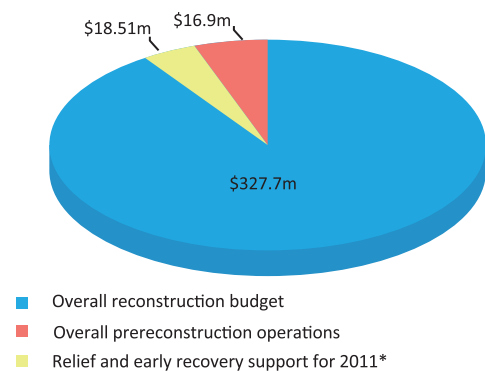
Refugee population vs. patient visits 2000 - 2010



Emergency Appeal 2011 (occupied Palestinian territory)



Lebanon emergency - Nahr el Bared camp (NBC)



(5) CS = Camp shelters

(6) In addition, 76 posts are funded directly by donors, and ten posts are based at international liaison offices.

*Relief and Early recovery is an annual project, as opposed to NBC reconstruction. Out of the total amount required to rebuild the camp, to date only 36 per cent has been secured.